



Smt. Taisaheb Kadam Sevabhavi Foundation and Research Centre Sonai's
**YASH INSTITUTE OF PHARMACY,
AURANGABAD**

Accredited With Grade B++ by NAAC

An ISO 9001: 2015 certified Organisation



Approved by Pharmacy Council of India, New Delhi.
Directorate of technical education, Government of Maharashtra.
Permanently affiliated to Dr. Babasaheb Ambedkar Marathwada University, Aurangabad.






Feedback Analysis Report 2022-23

Submitted by Feedback Committee

Contents

Sr. no	Title	Page no.
I.	Feedback Committee	1
II.	Feedback Report 2022-23	2
III.	Curriculum Feedback Analysis	3
IV.	Alumni Feedback Analysis & Observations	4-5
V.	Feedback on college ambience and academic performance	6
VI.	Students' Feedback on teacher Analysis & Observations	7-12
VII.	Parents' Feedback Analysis & Observations	13
VIII.	Faculty Feedback Analysis & Observations	13-16
IX.	Employers' Feedback Analysis & Observations	17-18
X	Feedback on college ambience and infrastructure	19
XI.	Students Feedback Analysis Report	20

FEEDBACK COMMITTEE

Sr. No.	Name of the faculty	Role	Sign
1.	Dr. S. S. Angadi	Principal	
2.	Dr. V. P. Patil	Member	
3.	Dr. G. A. Vaishnav	Member	
4.	(Dr.) A. S. Joshi	Member	
5.	Ms. S. T. Shaikh	Feedback I/c	

Feedback Committee Report 2022-23

The report for 2022-23 has been prepared by coordinated work of the members of feedback committee. Online feedback from Alumni, Feedback on teacher, Teacher's Feedback, Feedback on college, Employer's Feedback and Parent's Feedback were taken. It remains useful to overall development of college, teachers and students. This process provides us an opportunity to get students various difficulties and attitude to college and its teaching staff and overall development of college.

The questionnaire for students was framed to include feedback about teachers, teaching methodology, teacher's punctuality and teacher's motivation. College had instructed the students on feedback form for filling it fearless mind. Systematic tabulation data was done & analysis was carried out using Likert Scale using SPSS Software.

Various feedbacks were collected from students on college, infrastructure, teaching and curriculum, on teachers.

Feedback from Alumni was also obtained to get their suggestions for YIP students' further improvement. To evolve with the developing areas and to be competitive enough in the field of pharmacy employer's feedback is obtained so as to ensure that the YIP students are well equipped with sufficient industrial knowledge and are an overall well competent employee.

Parent's feedback was obtained to get an idea of how YIP has brought changes in their ward and to get their suggestions in the overall improvement of the college. Faculty feedback was also taken. The aspects such as provision of adequate time and resources for framing syllabus, coverage of both theoretical and practical components in the syllabus, the coherence of the syllabus with Program Outcomes, involvement of the field experts while designing the syllabus, focus on necessary technical/ teaching skills, ensuring components that inculcate ethical values, enlisting reference books, focus on flexible curriculum based on current trends, updated elective courses etc.

As teachers play a pivotal role in designing and implementing the curriculum, the inputs received from their feedback was taken into consideration for further necessary action wherever applicable.

Feedback on Curriculum

Questionnaire for feedback on curriculum:

01. The curriculum is designed as to enhance you employ-ability:
02. The courses studied by me are relevant and the content are revised at reasonable intervals:
03. The courses studied by me have enhanced my knowledge as well as my skills and capabilities
04. The entire syllabus is completed in time:
05. Modern teaching aids, PowerPoint presentations, web resources, multimedia, e-content etc. are used by most teachers while teaching.
06. The teachers' guide students for overall personality development of the students:
07. The teachers provide students opportunities to learn and grow:
08. The teachers give regular and timely feedback on performance of the students:
09. The assessment and evaluation process is fair and unbiased:
10. The teachers take efforts to inculcate soft skills in students:
11. The teachers take efforts to enhance employability skills in the students:
12. The teachers encourage students to participate in extracurricular, co-curricular activities and research projects:
13. The building, laboratories and classrooms are accessible to disabled persons?
14. The teachers encourage the students to use reference books, e-resources, e-journals etc.:
15. The teachers keep students updated about the latest developments in the subject/ area of knowledge:
16. The teachers take active interest in arranging field visits, study tours etc. for enhancing learning:
17. The guardian teachers usually do the necessary follow up with a task assigned to their mentee:

Student's feedback on curriculum:

Overall feedback obtained on curriculum from students were analyzed using SPSS software and grading all the response based on Likert scale (1= Not sure, 2= strongly disagree, 3= Disagree, 4= Agree, 5= strongly agree). Students also complimented about the college and were very satisfied in various respects. All the questions grading was found to ≥ 3 . No such critical feedback was received.

Table 1: Feedback on Curriculum

<u>Q.No./S cale</u>	Q.1	Q.2	Q.3	Q.4	Q.5	Q.6	Q.7	Q.8	Q.9	Q.10	Q.11	Q.12	Q.13	Q.14	Q.15	Q.16	Q.17
Strongly agree	33 %	36 %	35 %	46 %	44 %	39 %	46 %	45 %	43 %	42%	42%	47%	33%	42%	43%	38 %	40 %
Agree	63 %	62 %	61 %	49 %	53 %	57 %	50 %	50 %	53 %	56%	57%	52%	60%	57%	56%	54 %	54 %
Not sure	2%	1%	0%	1%	1%	2%	2%	2%	2%	1%	1%	0%	4%	0%	0%	3%	2%
Disagree	1%	0%	2%	4%	2%	2%	1%	2%	2%	1%	0%	0%	2%	0%	1%	3%	1%
Strongly disagree	1%	0%	1%	0%	0%	0%	0%	0%	0%	0%	0%	0%	0%	0%	0%	0%	2%

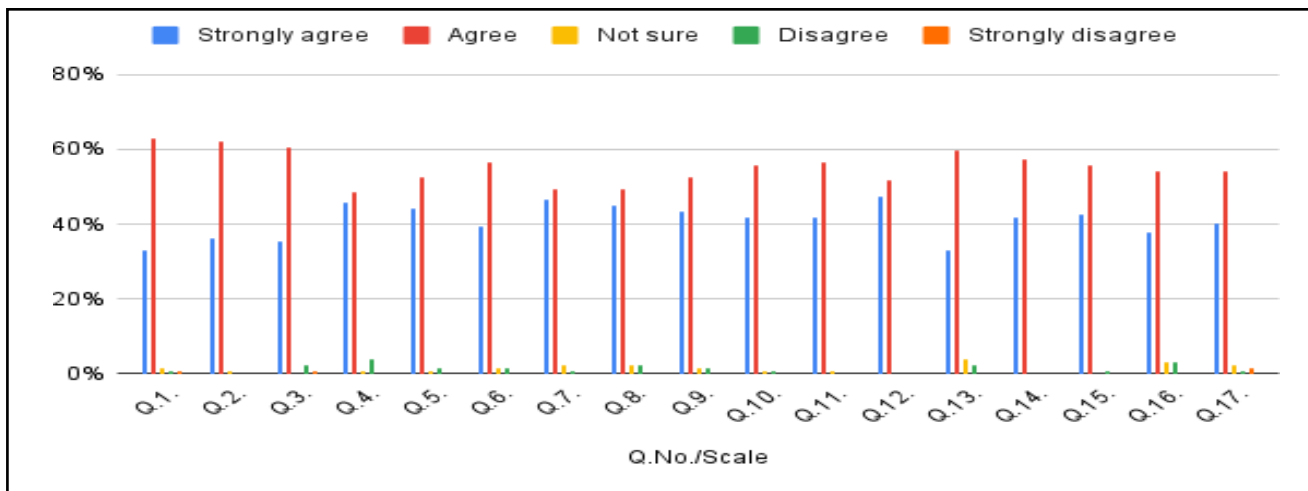


Figure 1: Feedback on curriculum

According to the graph obtained from feedback on curriculum it was observed that few students needed to complete the syllabus on time. Also an arrangement of field visits and study tours to enhance the learning process requires attention.

Feedback from Alumni on academic performance and ambience of the institute

Questionnaire for Alumni:

1. Do you feel proud to be associated with YIP as Alumni?
2. Are you willing to contribute to the development of the college?
3. How do you rate the activities organized by the college for your overall development?
4. Will you recommend your relatives / friends to enroll at YIP?
5. How will you rate library facility of the college?
6. How will you rate physical infrastructure of the college?
7. Do you feel that adequate knowledge was gained during your course of study?
8. Is knowledge gained at YIP relevant to your present job?
9. Were the faculty member cooperative for academic support and overall development
10. How do you rate student – teacher relationship at YIP as a whole?
11. How do you rate the initiatives taken by the college to bridge the gap between industry and academia?
12. Has the T&P Cell provided ample On Campus placement opportunities?
13. Has the T&P Cell provided sufficient Off Campus placement opportunities?
14. Have you availed career counseling and guidance for higher studies from T&P cell?
15. If you are invited to deliver a guest lecture / a special talk / a motivational speech for your juniors, will you be interested?
16. Have you made any significant achievement as a student of YIP? If yes, please share details
17. Do you have any suggestions regarding curriculum?

Feedback on Alumni: Majority of the alumni showed willingness in the contribution to the overall development of the college. Most of them stay connected with the college through Alumni events, some through visiting college websites and campus visits and few of them volunteered for some activities or donations. More industrial visit, exposure to various competitive exams and clinical trial exposure were the suggestions were received mainly; verbal appreciation was extended by all the alumni for the achievements of the college

Table 2: Alumni Feedback on academic performance and ambience of the institute

Q.No.	Q.1.	Q.2.	Q.3.	Q.4.	Q.5.	Q.6.	Q.7.	Q.8.	Q.9.	Q.10.	Q.11.
Yes	95%	86%	91%	100%	86%	91%	55%	45%	64%	77%	82%
No	5%	14%	9%	0%	14%	9%	45%	55%	36%	23%	18%

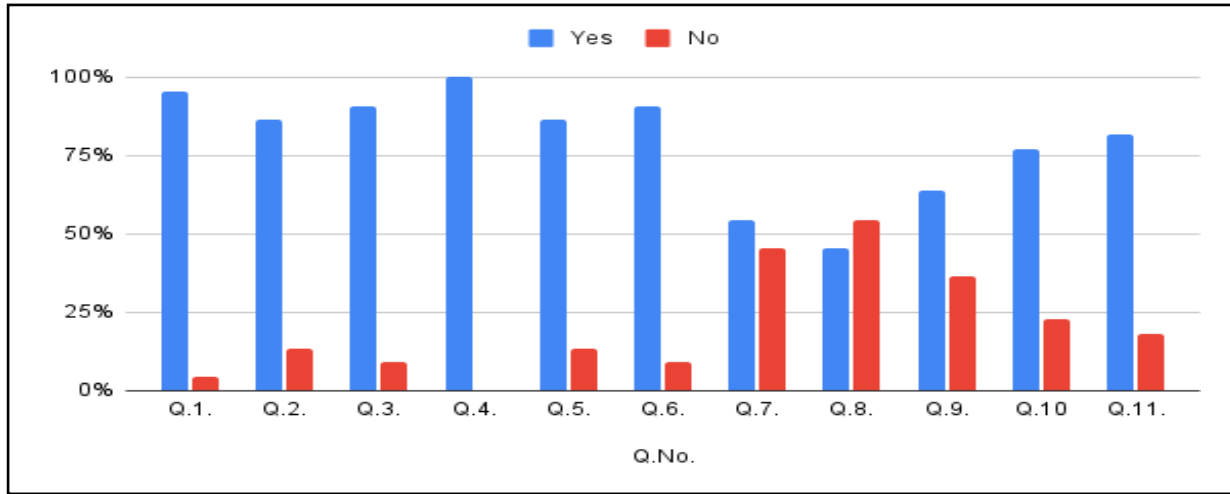


Figure 2: Alumni Feedback

According to the graph obtained alumni overall feels that the course taught should be more industry based that could help students gaining practical knowledge for the near future.

Feedback on college ambience and academic performance:

The analysis of Feedback on college ambience and academic performance was obtained from students. The feedback analysis report clearly depicts that students are well satisfied with the overall facilities.

The students highly appreciated how supportive faculty members are of the college and mentioned cooperativeness of office and library staff and cleanliness and maintenance of laboratories.

Q.No./Scale	Q. 1.	Q. 2.	Q. 3.	Q. 4.	Q. 5.	Q. 6.	Q. 7.	Q. 8.	Q. 9.	Q. 10.	Q. 11.	Q.1 2.	Q.1 3.	Q.1 4.	Q. 15.	Q. 16.	Q.1 7.	Q.1 8.	Q.1 9.	Q.2 0.	Q.2 1.
Strongly agree	34%	42%	36%	31%	41%	32%	37%	44%	41%	37%	42%	47%	35%	34%	38%	33%	42%	34%	40%	37%	38%
Agree	65%	56%	60%	62%	58%	63%	60%	48%	56%	60%	55%	51%	60%	60%	60%	60%	57%	61%	55%	60%	58%
Not sure	0%	0%	1%	0%	1%	1%	1%	3%	1%	0%	1%	0%	3%	4%	0%	5%	0%	1%	2%	1%	1%
Disagree	0%	1%	2%	7%	0%	4%	1%	4%	1%	1%	1%	1%	1%	1%	1%	1%	1%	2%	0%	1%	1%
Strongly disagree	0%	0%	0%	0%	0%	0%	0%	1%	0%	0%	0%	0%	1%	0%	1%	0%	0%	0%	0%	0%	1%

Table 3: Feedback on college ambience and academic performance

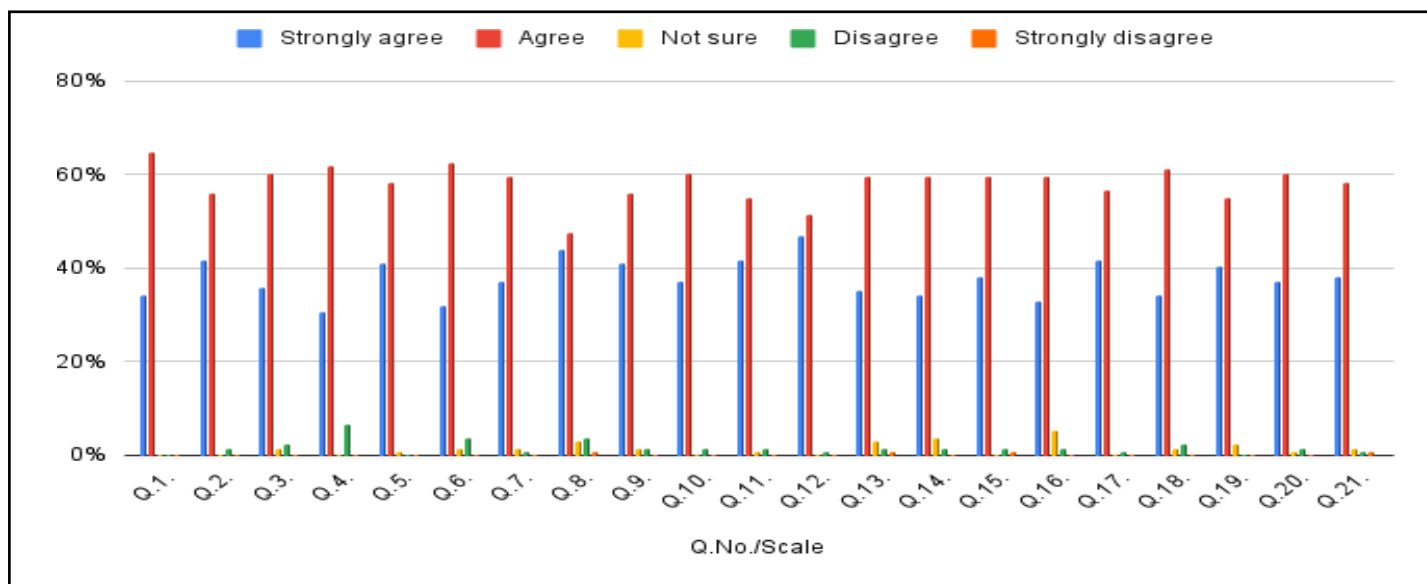


Figure 3: Feedback on college ambience and academic performance

Feedback on teachers

The feedback on teachers obtained from students clearly depicts that the students are satisfied with the overall performance of the teachers. Majority of the students' population agreed that the teachers are very well versed with the subject knowledge, punctuality, communication skills and presentation of the lectures. However as per the analysis it was observed that the students require more aids (utilization of LCD projectors, etc.) in the learning process. The benchmark for the feedback obtained from individual teachers is set to be more than 80% which was not achieved by few teachers this year. The feedback was shared with the faculty members and the areas of improvement were discussed.

Table 4: I Semester

Sr. No.	Faculty Name	Subject	Attendees	Performance (%)	Average (%)
1	Mr. Abhay Joshi	BP101T Human Anatomy and Physiology I- (Theory)	60 / 66	77.45	78.53
		BP107P Human Anatomy and Physiology – Practical	60 / 66	79.60	
2	Ms. Yogita Shirsath	BP104T Pharmaceutical Inorganic Chemistry – Theory	60 / 66	77.95	78.25
		BP110P Pharmaceutical Inorganic Chemistry – Practical	60 / 66	78.55	
3	Manisha Vitore	BP103T Pharmaceutics I – Theory	60 / 66	84.98	83.73
		BP109P Pharmaceutics I	60 / 66	82.48	
4	Priyanka Kawade	BP102T Pharmaceutical Analysis I – Theory	60 / 66	78.57	79.12
		BO108P Pharmaceutical Analysis I	60 / 66	79.67	
5	Ms. Sneha Chaudhari	BP105T Communication skills – Theory	60 / 66	84.05	83.95
		BP111P Communication skills – Practical	60 / 66	83.86	

Table 5: III Semester

Sr. No.	Faculty Name	Subject	Attendees	Performance (%)	Average (%)
1	Ms. Renuka Dhakne	BP302T PhysicalPharmaceutics-I (TH) (Theory Regular)	63	92.73	92.81
		BP306P PhysicalPharmaceutics-I (PR) (Practical Regular)	63	92.88	
2	Mr. Kaustubh Pishorkar	BP303T Pharmaceutical Microbiology (TH)(Theory Regular)	63	92.75	93.80
		BP307P Pharmaceutical Microbiology (PR) (Practical Regular)	63	94.84	
3	Priyanka Dabhade	BP304T Pharmaceutical Engineering (TH) (Theory Regular)	63	90.43	90.34
		BP308P Pharmaceutical Engineering (PR) (Practical Regular)	63	90.24	
4	Priyanka Kawade	BP301T Pharmaceutical Organic Chemistry-II (TH) (Theory Regular)	63	91.22	92.08
		BP305P Pharmaceutical Organic Chemistry-II (PR) (Practical Regular)	63	92.93	

Table 6: V Semester

Sr. No.	Faculty Name	Subject	Attendees	Performance (%)	Average (%)
1	Dr. Gajanan Vaishnav	BP505T Pharmaceutical Jurisprudence (TH)(Theory Regular)	74	92.08	92.08
2	Dr. Ashok Narute	BP501T MedicinalChemistry-II (TH) (Theory Regular)	74	89.42	89.42
3	Mrs. Dipali Kulkarni	BP504T Pharmacognosy and Phytochemistry-II (TH) (Theory Regular)	74	87.73	87.56
		BP508P Pharmacognosy and Phytochemistry-II (PR) (Practical Regular)	74	87.4	
4	Ms. Shaikh Sana Tahreem	BP502T FormulativePharmacy (TH) (Theory Regular)	74	91.86	91.67
		BP506P FormulativePharmacy (PR) (Practical Regular)	74	91.48	
5	Pradnya Naykodi	BP503T Pharmacology-II (TH) (Theory Regular)	74	88.24	88.22
		BP507P Pharmacology-II (PR) (Practical Regular)	74	88.19	

Table 7: VIII Semester

Sr. No.	Faculty Name	Subject	Attendees	Performance (%)	Average (%)
1	Ms. Renuka Dhakne	BP706PS Practice School (Practical Regular)	74	90.48	90.48
2	Vandana Patil	BP704T NovelDrug Delivery System (TH) (Theory Regular)	74	87.86	87.86
3	Ms. ReshmaPatil	BP702T Industrial Pharmacy-II (TH) (Theory Regular)	74	87.14	86.60
		BP703T PharmacyPractice (TH) (Theory Regular)	74	86.07	
4	Dr. Rohit Chavhan	BP701T InstrumentalMethods of Analysis (TH) (Theory Regular)	74	86.96	85.98
		BP705P InstrumentalMethods of Analysis (PR)(Practical Regular)	74	85	

Table 8: II Semester

Sr. No.	Faculty Name	Subject	Attendees	Performance (%)	Average (%)
1	Mr. Abhay Joshi	Human Anatomy and Physiology II – Theory	55 / 66	69.37	69.34
		Human Anatomy and Physiology II – Practical	55 / 66	69.32	
2	Ms. Yogita Shirsath	Biochemistry – Theory	55 / 66	79.12	79.47
		Biochemistry – Practical	55 / 66	79.82	
3	Manisha Vitore	Pathophysiology – Theory	55 / 66	70.36	70.36
		Environmental sciences – Theory			
4	Priyanka Kawade	Pharmaceutical Organic Chemistry I – Theory	55 / 66	67.27	68.27
		Pharmaceutical Organic Chemistry I – Practical	55 / 66	69.26	
5	Ms. Sneha Chaudhari	Computer Applications in Pharmacy – Theory	55 / 66	72.64	72.38
		Computer Applications in Pharmacy – Practical	55 / 66	72.13	

Table 9: IV Semester

Sr. No.	Faculty Name	Subject	Attendees	Performance (%)	Average (%)
1	Dr. Ashok Narute	Medicinal Chemistry I – Theory	46 / 76	92.05	92.35
		Medicinal Chemistry I – Practical	46 / 76	92.66	
2	Ms. Renuka Dhakne	Physical Pharmaceutics II – Theory	45 / 76	92.62	92.50
		Physical Pharmaceutics II – Practical	45 / 76	92.39	
3	Ms. Shaikh Sana Tahreem	Pharmaceutical Organic Chemistry III – Theory	46 / 76	92.78	92.78
4	Ms. Reshma Patil	Pharmacognosy and Phytochemistry I – Theory	45 / 76	92.99	92.95
		Pharmacognosy and Phytochemistry I – Practical	45 / 76	92.91	
5	Pradnya Naykodi	Pharmacology I – Theory	44 / 76	92.82	92.52
		Pharmacology I – Practical	45 / 76	92.22	

Table 10: VI Semester

Sr.No.	Faculty Name	Subject	Attendees	Performance (%)	Average(%)
1	Vandana Patil	Biopharmaceutics and Pharmacokinetics – Theory	30 / 74	91.76	91.76
2	Mrs. Dipali Kulkarni	Pharmaceutical Biotechnology – Theory	30 / 74	87.54	88.49
		Medicinal chemistry III – Practical	30 / 74	89.43	
3	Mr.Kaustubh Pishorkar	Pharmaceutical Biotechnology – Theory	30 / 74	87.81	87.81
		Quality Assurance – Theory	30 / 74	87.81	
4	Priyanka Dabhade	Herbal Drug Technology – Theory	30 / 74	83.63	84.96
		Herbal Drug Technology – Practical	30 / 74	86.29	
5	Dr. Rohit Chavhan	Pharmacology III – Theory	30 / 74	86.96	87.03
		Pharmacology III – Practical	30 / 74	87.11	

Table 11: VIII Semester

Sr. No.	Faculty Name	Subject	Attendees	Performance (%)	Average (%)
1	Dr. Gajanan Vaishnav	Biostatistics and Research Methodology	41 / 73	97.86	97.86
2	Ms. Shaikh Sana Tahreem	Cosmetic Science	41 / 73	97.67	97.67
3	Priyanka Dabhade	Quality Control and Standardizations of Herbals	41 / 73	91.11	91.11
4	Dr. Rohit Chavhan	Social and Preventive Pharmacy	40 / 73	93.08	93.08

Feedback from Parents on academic performance and ambience

Parent's feedback was obtained to get an idea of how YIP has brought changes in their ward and to get their suggestions in the overall improvement of the college. Most of the parents rated good and excellent to the overall questions asked.

Table 12: Feedback from parents

Scale/ Q. No.	Q.1.	Q.2.	Q.3.	Q.4.	Q.5.	Q.6.	Q.7.	Q.8.	Q.9.	Q.10.	Q.11.	Q.12.	Q.13.	Q.14.
Excellent	63%	50%	56%	60%	56%	50%	56%	59%	63%	60%	62%	62%	61%	48%
Good	37%	50%	44%	40%	43%	49%	44%	40%	37%	40%	38%	37%	38%	51%
Poor	0	0	0	0	1%	1%	0	1%	0	0	0	1%	1%	1%

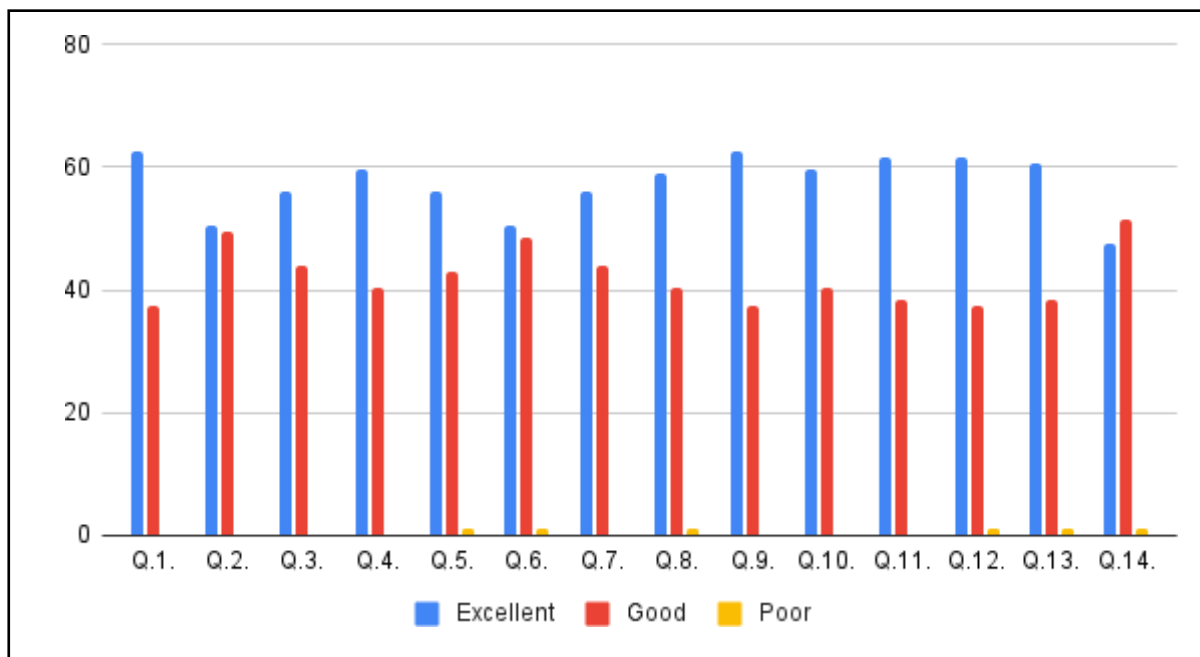


Figure 4: Parent's Feedback

Faculty Feedback

The aspects such as provision of adequate time and resources for framing syllabus, coverage of both theoretical and practical components in the syllabus, the coherence of the syllabus with Program Outcomes, involvement of the field experts while designing the syllabus, focus on necessary technical/ teaching skills, ensuring components that inculcate ethical values, enlisting reference books, focus on flexible curriculum based on current trends, updated elective courses etc. As teachers play a pivotal role in designing and implementing the curriculum, the inputs received from their feedback was taken into consideration for further necessary action wherever applicable.



Yash Institute of Pharmacy, Aurangabad

Feedback Analysis

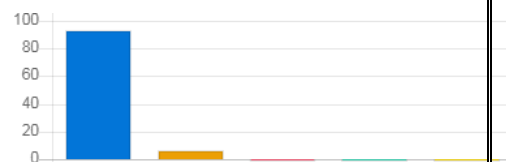
Title : Faculty Feedback
Academic Year : 2022-23
Class : B Pharmacy
Details : Activity

Total number of response(s) : 15

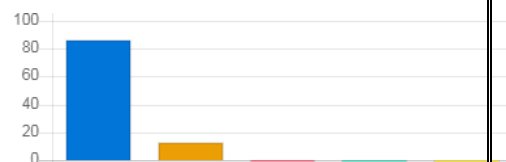
Question	The courses / syllabi taught by me have a good balance between theory and application:*			
Answer	Value	No. of response(s)	Response value	Response %
Strongly Agree	5	14	70	93.33
Agree	4	1	4	6.67
Neutral	3	0	0	0.00
Disagree	2	0	0	0.00
Strongly Disagree	1	0	0	0.00
Performance				98.67



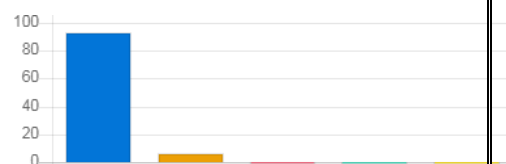
Question	The objectives of the syllabi are well defined			
Answer	Value	No. of response(s)	Response value	Response %
Strongly Agree	5	14	70	93.33
Agree	4	1	4	6.67
Neutral	3	0	0	0.00
Disagree	2	0	0	0.00
Strongly Disagree	1	0	0	0.00
Performance				98.67



Question	The books/journals etc. prescribed / listed as reference materials are relevant, updated and cover the entire syllabi			
Answer	Value	No. of response(s)	Response value	Response %
Strongly Agree	5	13	65	86.67
Agree	4	2	8	13.33
Neutral	3	0	0	0.00
Disagree	2	0	0	0.00
Strongly Disagree	1	0	0	0.00
Performance				97.33



Question	The course / syllabi of the subjects taught by me increased my interest, knowledge and perspective in the subject area:			
Answer	Value	No. of response(s)	Response value	Response %
Strongly Agree	5	14	70	93.33
Agree	4	1	4	6.67
Neutral	3	0	0	0.00
Disagree	2	0	0	0.00
Strongly Disagree	1	0	0	0.00
Performance				98.67



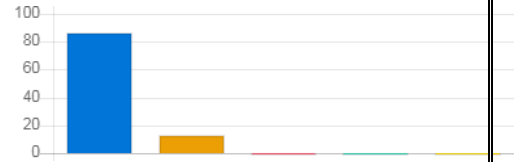
Question	The college has given me full freedom to adopt new techniques / strategies of teaching such as group discussions, seminar presentations and learners' participation			
Answer	Value	No. of response(s)	Response value	Response %
Strongly Agree	5	14	70	93.33
Agree	4	1	4	6.67
Neutral	3	0	0	0.00
Disagree	2	0	0	0.00
Strongly Disagree	1	0	0	0.00
Performance				98.67



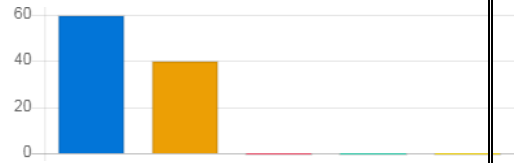
Question	I have the freedom to adopt new techniques / strategies of testing and assessment of students:			
Answer	Value	No. of response(s)	Response value	Response %
Strongly Agree	5	14	70	93.33
Agree	4	1	4	6.67
Neutral	3	0	0	0.00
Disagree	2	0	0	0.00
Strongly Disagree	1	0	0	0.00
Performance				98.67



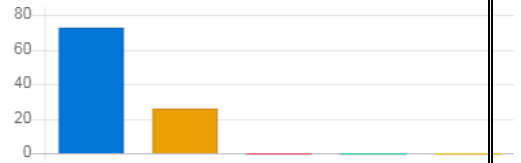
Question	Tests and examinations are conducted well in time with proper coverage of all units in the syllabus			
Answer	Value	No. of response(s)	Response value	Response %
Strongly Agree	5	13	65	86.67
Agree	4	2	8	13.33
Neutral	3	0	0	0.00
Disagree	2	0	0	0.00
Strongly Disagree	1	0	0	0.00
Performance				97.33



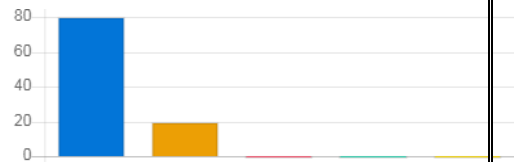
Question	The prescribed books are available in the Library in Sufficient numbers			
Answer	Value	No. of response(s)	Response value	Response %
Strongly Agree	5	9	45	60.00
Agree	4	6	24	40.00
Neutral	3	0	0	0.00
Disagree	2	0	0	0.00
Strongly Disagree	1	0	0	0.00
Performance				92.00



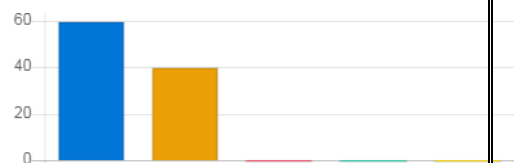
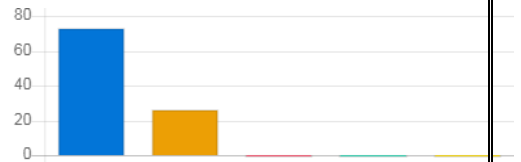
Question	The environment in the College is conducive to teaching and research			
Answer	Value	No. of response(s)	Response value	Response %
Strongly Agree	5	11	55	73.33
Agree	4	4	16	26.67
Neutral	3	0	0	0.00
Disagree	2	0	0	0.00
Strongly Disagree	1	0	0	0.00
Performance				94.67



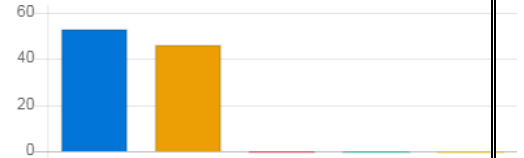
Question	The administration is teacher friendly			
Answer	Value	No. of response(s)	Response value	Response %
Strongly Agree	5	12	60	80.00
Agree	4	3	12	20.00
Neutral	3	0	0	0.00
Disagree	2	0	0	0.00
Strongly Disagree	1	0	0	0.00
Performance				96.00



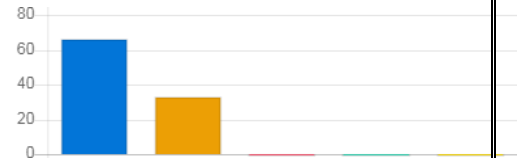
Question	The college provides adequate opportunities and support to faculty members for upgrading their skills and qualifications:			
Answer	Value	No. of response(s)	Response value	Response %
Strongly Agree	5	11	55	73.33
Agree	4	4	16	26.67
Neutral	3	0	0	0.00
Disagree	2	0	0	0.00
Strongly Disagree	1	0	0	0.00
Performance				94.67



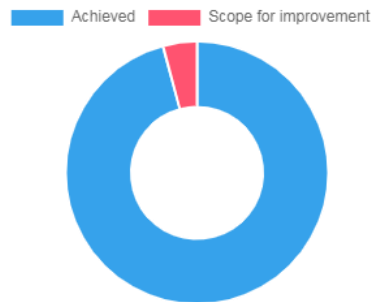
Question	ICT facilities in the college are adequate and satisfactory			
Answer	Value	No. of response(s)	Response value	Response %
Strongly Agree	5	9	45	60.00
Agree	4	6	24	40.00
Neutral	3	0	0	0.00
Disagree	2	0	0	0.00
Strongly Disagree	1	0	0	0.00
Performance				92.00



Question	Toilets / washrooms are clean and properly maintained			
Answer	Value	No. of response(s)	Response value	Response %
Strongly Agree	5	8	40	53.33
Agree	4	7	28	46.67
Neutral	3	0	0	0.00
Disagree	2	0	0	0.00
Strongly Disagree	1	0	0	0.00
Performance				90.67



Question	The classrooms are clean and well maintained			
Answer	Value	No. of response(s)	Response value	Response %
Strongly Agree	5	10	50	66.67
Agree	4	5	20	33.33
Neutral	3	0	0	0.00
Disagree	2	0	0	0.00
Strongly Disagree	1	0	0	0.00
Performance				93.33



Interpretation and Action Taken

Enter interpretation and action taken for this feedback.

Employer's Feedback on academic performance and ambience of the institute

Questionnaire for Employers:

1. Ability to contribute to the goal of the organization
2. Planning and organization skills
3. Communication skills and Soft Skills
4. Obedience and relationship with Seniors
5. Leadership, Team spirit and Initiative
6. Relationship with peers / subordinates
7. Willingness to learn new techniques, adopt new ideas etc.
8. Ability to use workplace equipment
9. Ability to solve workplace problems
10. Innovativeness, creativity
11. Involvement in social activities
12. Simplicity and sense of belonging
13. Respect for values in life
14. Suggestions, if any

Employer's Feedback: Employers' feedback is obtained from recruiting agencies/ special or general schools/colleges/ corporate with the help of structured questionnaire. Their feedback is sought on the following areas: Employee's acquaintance with communication skills/technical/ teaching skills and knowledge, adequacy of necessary communication skills to meet the job requirements, ability to find immediate practical solutions for field problems, familiarity with latest technological devices, adjustment to ethos of the organization and maintaining cordial relationship with the co- workers/working as part of team/innovativeness etc. Feedbacks received from employers were analyzed using SPSS software using Likert Scale which was found to be ≥ 3 . The employers were overall happy with the employees from YIP. No such critical feedback was received

Table 13: Employer's Feedback

Far from satisfied	0.0%	0.0%	0.0%	0.0%	0.0%	0.0%	0.0%	0.0%	0.0%	0.0%	0.0%	0.0%	0.0%
Not Satisfied	0.0%	0.0%	0.0%	0.0%	0.0%	0.0%	0.0%	0.0%	0.0%	0.0%	0.0%	0.0%	0.0%
Satisfied	33.3%	0.0%	0.0%	0.0%	0.0%	0.0%	0.0%	33.3%	0.0%	0.0%	0.0%	0.0%	0.0%
Happy	33.3%	100.0%	66.7%	66.7%	66.7%	33.3%	66.7%	66.7%	66.7%	100.0%	33.3%	66.7%	66.7%
Very Happy	33.3%	0.0%	33.3%	33.3%	33.3%	66.7%	33.3%	0.0%	33.3%	0.0%	66.7%	33.3%	33.3%



Figure 5: Employer's Feedback

Feedback on college ambience and infrastructure

1. The building, classroom and furniture are well maintained
2. The labs are adequate and well maintained
3. Parking facilities are available
4. Toilets/Washroom facilities are cleaned and properly maintained
5. College campus is green and eco-friendly
6. Clean drinking water is available in the college campus
7. The campus has adequate power supply
8. Library facilities are available
9. Computer lab is available and well maintained
10. Medicinal garden is available and well maintained
11. Enough space available to play sports in college
12. Seminar & Auditorium hall is available
13. Girls common room is available

Feedback on college ambience and infrastructure: Students feedback on college ambience and infrastructure is obtained to get an idea of any unforeseen issue faced by the students which hampers their learning experience. The obtained feedback depicts that the students are well satisfied with the overall college ambience and infrastructure. However, the suggestion was obtained to start a canteen facility in college which was taken into consideration.

Table 14: Feedback on college ambience and infrastructure

Q. No./ Scale	Q.1.	Q.2.	Q.3.	Q.4.	Q.5.	Q.6.	Q.7.	Q.8.	Q.9.	Q.10.	Q.11.	Q.12.	Q.13.
Strongly agree	33%	34%	38%	36%	36%	44%	37%	46%	43%	35%	87%	34%	91%
Agree	49%	52%	49%	47%	50%	46%	50%	44%	43%	45%	0%	48%	0%
Not sure	0%	0%	0%	0%	0%	0%	0%	0%	0%	0%	0%	0%	0%
Disagree	1%	2%	2%	1%	2%	1%	1%	0%	1%	2%	0%	1%	0%
Strongly disagree	15%	11%	9%	11%	9%	10%	9%	8%	10%	12%	5%	12%	2%

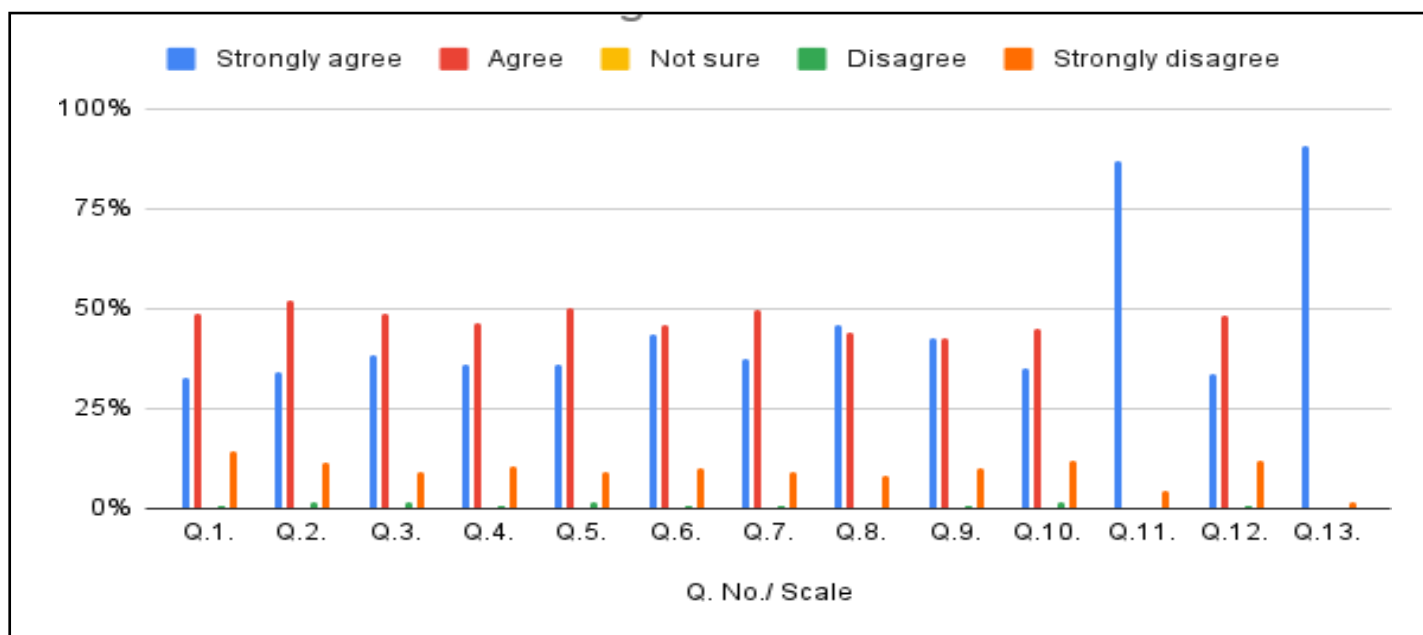


Figure 6: Feedback on college ambience and infrastructure


Students Feedback Analysis Report 2022-23

On the basis of the feedbacks received from students, faculty, alumni, employer and parents the following analysis we jotted. A Feedback committee meeting was organized for the discussion and analysis of the following obtained suggestions. Overall no such critical feedback was received from employers however students and few alumni gave their valuable suggestions for the upliftment of the institute.


The analysis of feedback received was:

- Arrangement of sufficient study tours/ field visits were observed from the curriculum feedback Table 1.
- Alumni has dissatisfied in the relevancy of the course at their present job Table 2.
- Students have shown dissatisfaction regarding power back up facility in Table 14 college ambience and infrastructure.

Sr. No.	Suggestions	Feedback received from
1.	Start a canteen facility	From students
2.	Arrange industrial visit for students to	Alumni
3.	Exposure to various competitive exams and clinical trials field	Alumni
4.	8 days of break after each semester for child's mind refreshing	Parents
5.	A suggestion was received from few students regarding the audibility of a teacher voice during teaching	Students


Ms. S. T. Shaikh
Feedback Cell I/c


(Dr.) A. S. Joshi
I.Q.A.C.


Dr. S. S. Angadi
Principal