



Smt. Taisaheb Kadam Sevabhavi Foundation and Research Centre Sonai's
**YASH INSTITUTE OF PHARMACY,
AURANGABAD**
Accredited With Grade B++ by NAAC
An ISO 9001: 2015 certified Organisation



Approved by Pharmacy Council of India, New Delhi.
Directorate of technical education, Government of Maharashtra.
Permanently affiliated to Dr. Babasaheb Ambedkar Marathwada University, Aurangabad.






Feedback Analysis Report 2023-24

Submitted by Feedback Committee

Contents

Sr. no	Title	Page no.
I.	Feedback Committee	1
II.	Feedback Report 2023-24	2,3
III.	Curriculum Feedback Analysis	4,5
IV.	Feedback on college ambience and infrastructure	6
V.	Students' Feedback on teacher Analysis & Observations	7-12
VI.	Feedback on college ambience and academic performance	13,14
VII.	Alumni Feedback Analysis & Observations	15,16
VIII.	Parents' Feedback Analysis & Observations	16,18
IX.	Faculty Feedback Analysis & Observations	19-21
X	Employers' Feedback Analysis & Observations	22,23
XI.	Students Feedback Analysis Report	24

FEEDBACK COMMITTEE

Sr. No.	Name of the faculty	Role	Sign
1.	Dr. S. S. Angadi	Principal	
2.	Dr. V. P. Patil	Member	
3.	Dr. G. A. Vaishnav	Member	
4.	(Dr.) A. S. Joshi	Member	
5.	Ms. S. T. Shaikh	Feedback I/c	

Feedback Committee Report 2023-24

The 2023-24 report was prepared through the coordinated efforts of the feedback committee, aiming to gather and analyse feedback from various stakeholders, including alumni, current students, teachers, employers, and parents. This comprehensive process is crucial for the continuous development of the college, enhancing the growth of both teachers and students, and identifying areas for improvement. It also allows the institution to understand the challenges students face and their overall attitudes towards the college and its faculty.

Collection and Analysis of Feedback

The feedback collection involved different surveys tailored to specific groups, each with a structured questionnaire to ensure thorough insights:

1. Student Feedback:

- The college ensured that students filled out the feedback forms freely and without hesitation, emphasizing honesty in their responses. Data collected from students were systematically tabulated and analysed using the Likert Scale through SPSS software, providing a reliable measure of satisfaction levels.
- The questionnaire for students focused on gathering their views about their teachers, teaching methodologies, punctuality, and motivation. It aimed to understand how well students perceived their instructors and their teaching approach.
- Feedback from students also covered their perspectives on the college's infrastructure, teaching quality, and curriculum, offering a holistic view of their academic and ambience.
- Feedbacks collected from students include:
 - A. Feedback on Curriculum
 - B. Feedback on college ambience and infrastructure
 - C. Feedback on Teachers
 - D. Feedback on college ambience and academic performance

2. Alumni Feedback on college ambience and academic performance:

- Input from alumni was gathered to gain their suggestions on how to further enhance the experience and skills of current YIP students. Their insights were valuable in identifying areas for improvement and ensuring that the college adapts to evolving industry demands.

3. Employer Feedback on college ambience and academic performance:

- To stay aligned with industry needs and ensure that YIP students are well-prepared for professional challenges, feedback was collected from employers. The focus was on assessing whether students possessed adequate technical knowledge, communication skills, and adaptability for the industrial sector.
- This feedback plays a critical role in keeping the curriculum competitive and relevant, ensuring that graduates meet the expectations of potential employers and are well-prepared for the workforce.

4. Parent Feedback on college ambience and academic performance:

- Parents provided insights into the impact YIP has had on their children's development and offered suggestions for further improvement. Their perspective helped the college understand the progress students make during their time at YIP, as well as areas where additional support might be needed.

5. Faculty Feedback on college ambience and academic performance:

- Teachers also participated in the feedback process, providing insights into the adequacy of time and resources for curriculum development, the balance between theoretical and practical components, and the relevance of the syllabus to program outcomes.
- Their feedback highlighted the importance of incorporating input from field experts in syllabus design, focusing on technical and teaching skills, and including elements that promote ethical values and flexible, up-to-date curriculum options.

- Given their central role in shaping and implementing the curriculum, the insights from teachers were particularly influential in guiding future improvements and making necessary adjustments to academic programs.

Impact and Application of Feedback

The feedback process has proven to be instrumental in the ongoing development of YIP. It not only helps in refining teaching practices and curriculum design but also ensures that the college remains responsive to the needs of students, parents, employers, and alumni. By actively involving all stakeholders, YIP can create a learning environment that is both supportive and challenging, fostering growth, and ensuring that students are well-prepared for their careers and future endeavours. The feedback-driven approach ensures that YIP continues to evolve, maintaining a high standard of education and a strong connection with industry expectations and societal needs.

Feedback on Curriculum

Questionnaire for feedback on curriculum:

01. The curriculum is designed as to enhance you employ-ability:
02. The courses studied by me are relevant and the content are revised at reasonable intervals:
03. The courses studied by me have enhanced my knowledge as well as my skills and capabilities
04. The entire syllabus is completed in time:
05. Modern teaching aids, PowerPoint presentations, web resources, multimedia, e-content etc. are used by mostteachers while teaching.
06. The teachers' guide students for overall personality development of the students:
07. The teachers provide students opportunities to learn and grow:
08. The teachers give regular and timely feedback on performance of the students:
09. The assessment and evaluation process is fair and unbiased:
10. The teachers take efforts to inculcate soft skills in students:
11. The teachers take efforts to enhance employability skills in the students:
12. The teachers encourage students to participate in extracurricular, co-curricular activities and research projects:
13. The building, laboratories and classrooms are accessible to disabled persons?
14. The teachers encourage the students to use reference books, e-resources, e-journals etc.:
15. The teachers keep students updated about the latest developments in the subject/ area of knowledge:
16. The teachers take active interest in arranging field visits, study tours etc. for enhancing learning:
17. The guardian teachers usually do the necessary follow up with a task assigned to their mentee:

Student's feedback on curriculum:

Overall feedback obtained on curriculum from students were analyzed using SPSS software and grading all the response based on Likert scale (1= Not sure, 2= strongly disagree, 3= Disagree, 4= Agree, 5= strongly agree). Students also complimented about the college and were very satisfied in various respects. All the questions grading was found to ≥ 3 . No such critical feedback was received. Moreover, students appreciated the motivation given by teachers about the curriculum

Table 1: Feedback on curriculum

Q.No/ Scale	1	2	3	4	5	6	7	8	9	10.	11.	12.	13.	14.	15.	16.	17.
Strongly agree	32.21 %	30.20 %	35.57 %	43.62 %	42.28 %	42.95 %	38.26 %	40.94 %	38.26 %	37.58 %	38.26 %	41.61 %	35.57 %	40.94 %	40.27 %	36.91 %	40.94 %
Agree	66.44 %	68.46 %	63.09 %	55.03 %	55.70 %	53.69 %	59.73 %	57.05 %	58.39 %	59.73 %	61.07 %	57.72 %	57.05 %	58.39 %	58.39 %	57.72 %	55.70 %
Not sure	0.67 %	0.67 %	0.67 %	0.00 %	0.67 %	2.01 %	0.67 %	0.67 %	0.67 %	1.34% %	0.00% %	0.00% %	3.36% %	0.00% %	0.67% %	1.34 %	2.01% %
Disagree	0.00 %	0.00 %	0.00 %	0.00 %	0.00 %	0.00 %	0.67 %	0.67 %	0.00 %	0.00% %	0.00% %	0.00% %	0.00% %	0.00% %	0.00% %	0.00 %	0.00% %
Strongly disagree	0.00 %	0.00 %	0.00 %	0.67 %	0.67 %	0.67 %	0.00 %	0.00 %	2.01 %	0.67% %	0.00% %	0.00% %	3.36% %	0.00% %	0.00% %	3.36 %	0.67% %

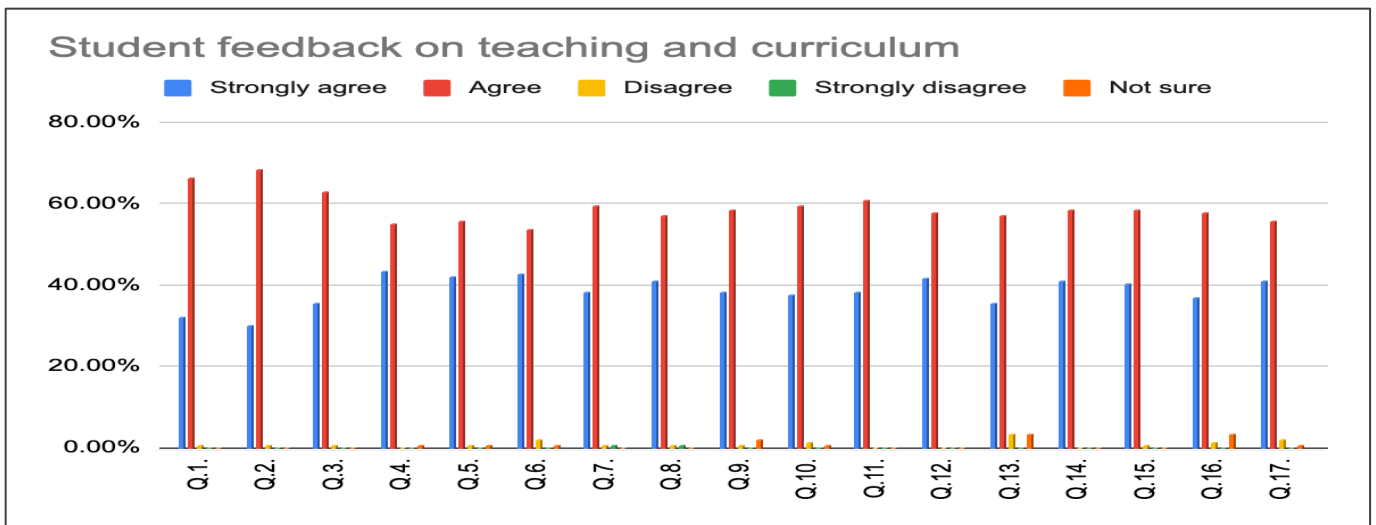


Figure 1: Feedback on teaching and curriculum

According to the graph obtained from feedback on curriculum it was observed that few students want arrangement of more field visits and study tours. While some students demanded enhanced lab facilities. Students also appreciated the quality of teaching by the faculty members.

Feedback on college ambience and infrastructure:

1. The building, classroom and furniture are well maintained
2. The labs are adequate and well maintained
3. Parking facilities are available
4. Toilets/Washroom facilities are cleaned and properly maintained
5. College campus is green and eco-friendly
6. Clean drinking water is available in the college campus
7. The campus has adequate power supply
8. Library facilities are available
9. Computer lab is available and well maintained
10. Medicinal garden is available and well maintained
11. Enough space available to play sports in college
12. Seminar & Auditorium Hall is available
13. Girls common room is available

Feedback on college ambience and infrastructure: Student feedback on the college environment and infrastructure is gathered to identify any issues that may affect their learning experience. The feedback indicates that students are generally satisfied with the overall ambience and facilities of the college. However, some concerns were raised regarding the lack of a consistent water supply in laboratories and washrooms.

Table 2: Feedback on college ambience and infrastructure

Q.No./ Scale	1	2	3	4	5	6	7	8	9	10	11	12	13	14	15	16	17	18	19	20	21
Strongly disagree	18%	15%	16%	18%	18%	15%	15%	15%	16%	15%	0%	18%	18%	15%	16%	18%	18%	15%	15%	15%	16%
Disagree	3%	2%	5%	3%	0%	0%	1%	0%	1%	1%	0%	0%	3%	2%	5%	3%	0%	0%	1%	0%	1%
Not sure	2%	3%	4%	9%	5%	1%	5%	4%	1%	9%	0%	3%	2%	3%	4%	9%	5%	1%	5%	4%	1%
Agree	44%	49%	44%	42%	40%	42%	54%	40%	37%	47%	0%	41%	44%	49%	44%	42%	40%	42%	54%	40%	37%
Strongly agree	33%	30%	30%	29%	37%	42%	24%	41%	44%	27%	0%	38%	33%	30%	30%	29%	37%	42%	24%	41%	44%

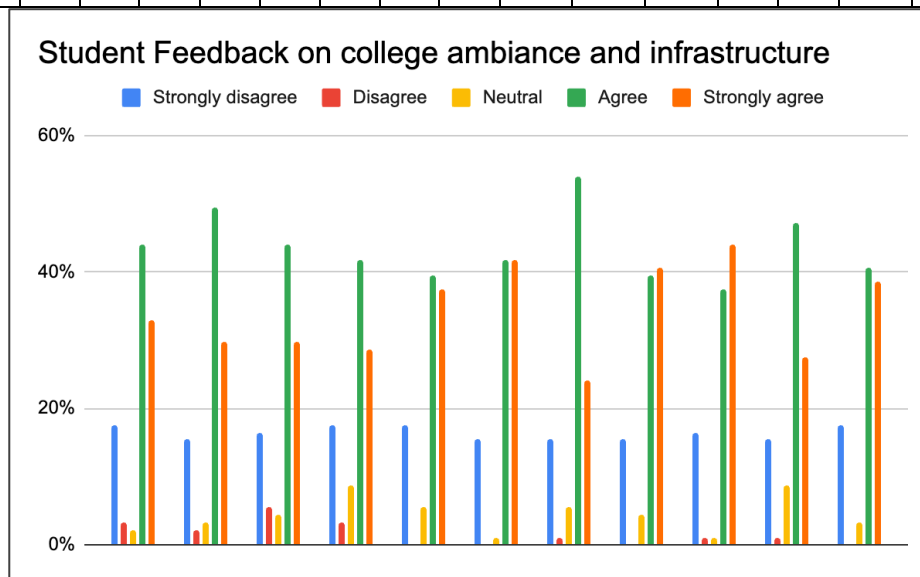


Figure 2: Feedback on college ambience and academic performance

Feedback on teachers

The feedback gathered from students indicates that they are generally pleased with the teachers' overall performance. Most students agreed that the teachers exhibit strong subject expertise, punctuality, effective communication, and well-structured lecture presentations. However, analysis revealed that students expressed a need for more learning aids, such as greater use of LCD projectors, to enhance their learning experience. A target benchmark of 80% positive feedback was set, but a few teachers did not meet this goal. The feedback has been communicated to the faculty, and areas for improvement have been identified and discussed.

Table 3: I Semester

Sr. No.	Faculty Name	Subject	Attendees	Performance (%)	Average (%)
1	Mr. Abhay Joshi	BP101T Human Anatomy and PhysiologyI– (Theory)	58	85.5	83.97
		BP107P Human Anatomy and Physiology– Practical	58	84.85	
2	Ms. Yogita Shirsath	BP104T Pharmaceutical Inorganic Chemistry – Theory	58	86.38	84.02
		BP110P Pharmaceutical Inorganic Chemistry – Practical	58	84.19	
3	Pradnya Naykodi	BP103T Pharmaceutics I – Theory	58	91.45	89.55
		BP109P Pharmaceutics I	58	89.73	
4	Priyanka Kawade	BP102T Pharmaceutical Analysis I – Theory	58	84.43	83.75
		BO108P Pharmaceutical Analysis I	58	83.69	
5	Pooja Karpe	BP105T Communication skills – Theory	58	92.08	89.63
		BP111P Communication skills – Practical	58	88.97	

Table 4: III Semester

Sr. No.	Faculty Name	Subject	Attendees	Performance (%)	Average (%)
1	Ms. Renuka Dhakne	BP302T PhysicalPharmaceutics-I (TH) (Theory Regular)	45 / 64	78.63	78.63
		BP306P PhysicalPharmaceutics-I (PR) (Practical Regular)	45 / 64	78.64	
2	Mr. Kaustubh Pishorkar	BP303T Pharmaceutical Microbiology (TH) (Theory Regular)	45 / 64	84.89	84.25
		BP307P Pharmaceutical Microbiology (PR)(Practical Regular)	44 / 64	83.6	
3	Priyanka Dabhade	BP304T Pharmaceutical Engineering (TH)(Theory Regular)	45 / 64	77.47	77.13
		BP308P Pharmaceutical Engineering (PR)(Practical Regular)	44 / 64	76.78	
4	Suwarna Kale	BP301T Pharmaceutical Organic Chemistry-II (TH) (Theory Regular)	45 / 64	81.4	81.44
		BP305P Pharmaceutical Organic Chemistry-II (PR) (Practical Regular)	45 / 64	81.47	

Table 5: V Semester

Sr. No.	Faculty Name	Subject	Attendees	Performance (%)	Average (%)
1	Dr. Gajanan Vaishnav	BP505T Pharmaceutical Jurisprudence (TH)(Theory Regular)	61	97.5	97.5
2	Dr. Ashok Narute	BP501T MedicinalChemistry-II(TH) (Theory Regular)	61	95.41	95.41
3	Mrs. Dipali Kulkarni	BP504T Pharmacognosy and Phytochemistry-II (TH) (Theory Regular)	61	93.87	93.84
		BP508P Pharmacognosy and Phytochemistry-II (PR) (Practical Regular)	59	93.82	
4	Ms. Shaikh Sana Tahreem	BP502T FormulativePharmacy (TH) (Theory Regular)	61	97.05	96.59
		BP506P FormulativePharmacy (PR)(Practical Regular)	60	96.13	
5	Raman Naiknaware	BP503T Pharmacology-II (TH) (Theory Regular)	61	94.12	93.58
		BP507P Pharmacology-II (PR) (Practical Regular)	59	93.04	

Table 6: VII Semester

Sr. No.	Faculty Name	Subject	Attendees	Performance (%)
1	Vandana Patil	BP704T Novel Drug Delivery System (TH)(Theory Regular)	52	92.63
2	Ms. Reshma Patil	BP702T Industrial Pharmacy-II (TH) (Theory Regular)	54	91.71
		BP703T-Pharmacy Practice TH) (Theory Regular)		
3	Dr. Rohit Chavhan	BP701T Instrumental Methods of Analysis (TH) (Theory Regular)	54	92.02
		BP705P Instrumental Methods of Analysis (PR)(Practical Regular)		

Table 7: II Semester

Sr. No.	Faculty Name	Subject	Attendees	Performance (%)	Average (%)
1	Mr. Abhay Joshi	Human Anatomy and Physiology II – Theory	58	87.11	86.33
		Human Anatomy and Physiology II –Practical	58	85.55	
2	Mrs. Dipali Kulkarni	Biochemistry – Theory	58	88.68	88.52
		Biochemistry – Practical	58	90.36	
3	Dr. S. S. Angadi	Pathophysiology – Theory	58	86.99	86.99
4	Priyanka Kawade	Pharmaceutical Organic Chemistry I – Theory	58	88.05	84.44
		Pharmaceutical Organic Chemistry I– Practical	58	84.44	
5	Pooja Karpe	Computer Applications in Pharmacy – Theory	58	91.83	92.00
		Computer Applications in Pharmacy – Practical	58	93.24	
		Environmental Sciences	58	90.94	

Table 8: IV Semester

Sr. No.	Faculty Name	Subject	Attendees	Performance (%)	Average (%)
1	Dr. Ashok Narute	Medicinal Chemistry I – Theory	73	84.64	84.85
		Medicinal Chemistry I – Practical	73	85.07	
2	Ms. Renuka Dhakne	Physical Pharmaceutics II – Theory	73	82.21	82.51
		Physical Pharmaceutics II – Practical	73	82.81	
3	Ms. Shaikh Sana Tahreem	Pharmaceutical Organic ChemistryIII– Theory	73	82.46	83.48
4	Ms. Yogita Shirsath	Pharmacognosy and PhytochemistryI– Theory	73	84.5	80.94
		Pharmacognosy and PhytochemistryI–Practical	73	80.94	
5	Dr. Rohit Chavhan	Pharmacology I – Theory	73	84.25	84.42
		Pharmacology I – Practical	73	84.6	

Table 9: VI Semester

Sr.No.	Faculty Name	Subject	Attendees	Performance (%)	Average (%)
1	Vandana Patil	Biopharmaceutics and Pharmacokinetics – Theory	30	94.09	94.02
2	Suwarna Kale	Medicinal chemistry III Theory	30	93.94	94.18
		Medicinal chemistry III–Practical	30	94.18	
3	Mr.Kaustubh Pishorkar	Pharmaceutical Biotechnology –Theory	30	92.86	93.88
		Quality Assurance – Theory	30	94.89	
4	Pradnya Naykodi	Herbal Drug Technology – Theory	30	93.44	93.74
		Herbal Drug Technology – Practical	30	94.04	
5	Raman Naiknaware	Pharmacology III – Theory	30	93.65	93.46
		Pharmacology III – Practical	30	93.26	

Table 10: VIII Semester

Sr.No.	Faculty Name	Subject	Attendees	Performance (%)	Average (%)
1	Dr. Gajanan Vaishnav	Biostatistics and ResearchMethodology	66	95.32	95.32
2	Ms. Shaikh Sana Tahreem	Cosmetic Science	66	91.62	91.62
3	Pradnya Naykodi	Quality Control and Standardizations of Herbals	66	93.81	93.81
4	Dr. Rohit Chavhan	Social and Preventive Pharmacy	66	90.87	90.87

Feedback on college ambience and academic performance

Questionnaire of Feedback on college:

1. The office staff in college is cooperative and helpful.
2. The library staff is cooperative and helpful.
3. Online educational resources are available in library.
04. Internet facility provided in the library is satisfactory.
05. Prescribed books / reading materials are available in the library.
06. Equipment in the labs is in good working condition
07. Results of sessional examination and University Examination are displayed by the college?
08. Separate common rooms for girls and boys are available
09. Toilets / Washrooms are clean and properly maintained
10. Classrooms and laboratories are clean and properly maintained
11. The campus is green and eco-friendly:
12. Sufficient and clean drinking water is available in the college campus:
13. The building, laboratories and classrooms are accessible to disabled persons?
14. The campus has adequate power backup facilities.
15. Student grievances are redressed / Problems solved in time?
16. Functioning of training and placement cell in college is satisfactory
17. Continuous efforts are taken by the college to improve the quality of teaching and learning
18. The college takes interest in strengthening its ties with industries, professional bodies etc.
19. The college promotes internship etc. programmes for providing new opportunities to students.
20. The mentoring process of the college helped me to identify my strengths and face challenges.
21. The overall teaching and mentoring process of the college is excellent

Feedback on college: The analysis of student feedback on the college environment and academic performance shows a high level of satisfaction with the facilities. Students particularly praised the supportive faculty, the helpfulness of the office and library staff, and the cleanliness and maintenance of the laboratories. However, some concerns were raised to improve sports activities.

Table 11: Feedback on college ambience and academic performance

Q.No/ Scale	1.	2.	3.	4.	5.	6.	7.	8.	9.	10.	11.	12.	13.	14.	15.	16.	17.	18.	19.	20.	21.
Strongly agree	38.4 1%	42.0 7%	34.1 5%	34.7 6%	41.4 6%	34.1 5%	32.9 3%	43.2 9%	32.3 2%	34.7 6%	42.0 7%	43.9 0%	28.0 5%	28.0 5%	31.7 1%	27.4 4%	35.3 7%	29.8 8%	37.2 0%	38.4 1%	39.0 2%
Agree	59.7 6%	56.7 1%	62.2 0%	57.9 3%	56.7 1%	61.5 9%	64.0 2%	54.2 7%	64.0 2%	62.2 0%	53.6 6%	53.6 6%	60.9 8%	65.2 4%	63.4 1%	67.6 8%	62.2 0%	67.0 7%	59.7 6%	59.1 5%	59.1 5%
Disagree	0.00 %	0.61 %	0.61 %	2.44 %	1.22 %	3.05 %	1.22 %	0.61 %	3.05 %	0.61 %	1.83 %	1.22 %	3.66 %	3.66 %	2.44 %	1.22 %	1.22 %	1.22 %	0.00 %	1.22 %	1.22 %
Strongly disagree	0.61 %	0.00 %	0.00 %	1.22 %	0.00 %	0.00 %	0.00 %	0.00 %	0.00 %	1.22 %	1.22 %	0.00 %	1.22 %	0.00 %	0.00 %	0.61 %	0.00 %	0.00 %	0.00 %	0.00 %	0.00 %
Not sure	0.61 %	0.00 %	2.44 %	3.05 %	0.00 %	0.61 %	1.22 %	1.22 %	0.00 %	0.61 %	0.61 %	0.61 %	5.49 %	2.44 %	1.83 %	2.44 %	0.61 %	1.22 %	2.44 %	0.61 %	0.00 %

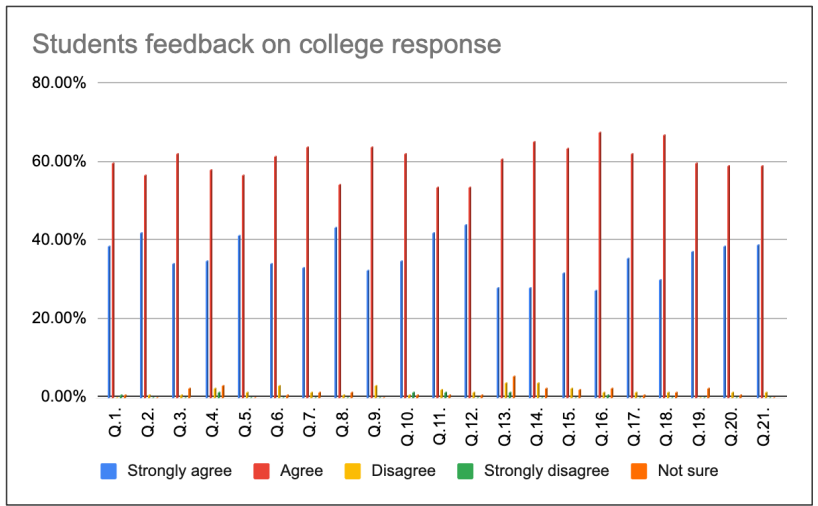


Figure 3: Feedback on college ambience and academic performance

Feedback from Alumni on academic performance and ambience of the institute

Questionnaire for Alumni:

1. Do you feel proud to be associated with YIP as Alumni?
2. Are you willing to contribute to the development of the college?
3. How do you rate the activities organized by the college for your overall development?
4. Will you recommend your relatives / friends to enroll at YIP?
5. How will you rate library facility of the college?
6. How will you rate physical infrastructure of the college?
7. Do you feel that adequate knowledge was gained during your course of study?
8. Is knowledge gained at YIP relevant to your present job?
9. Were the faculty member cooperative for academic support and overall development
10. How do you rate student – teacher relationship at YIP as a whole?
11. How do you rate the initiatives taken by the college to bridge the gap between industry and academia?
12. Has the T&P Cell provided ample On Campus placement opportunities?
13. Has the T&P Cell provided sufficient Off Campus placement opportunities?
14. Have you availed career counseling and guidance for higher studies from T&P cell?
15. If you are invited to deliver a guest lecture / a special talk / a motivational speech for your juniors, will you be interested?
16. Have you made any significant achievement as a student of YIP? If yes, please share details
17. Do you have any suggestions regarding curriculum?

Feedback on Alumni: Most alumni have shown a strong interest in supporting the college's growth. They stay connected in various ways, such as attending alumni events, visiting the college website, and making campus visits, with some even volunteering for activities. Their key suggestions include organizing more industrial visits, providing better exposure to competitive exams, and offering experience with clinical trials. Furthermore, the alumni have expressed their appreciation for the college's accomplishments

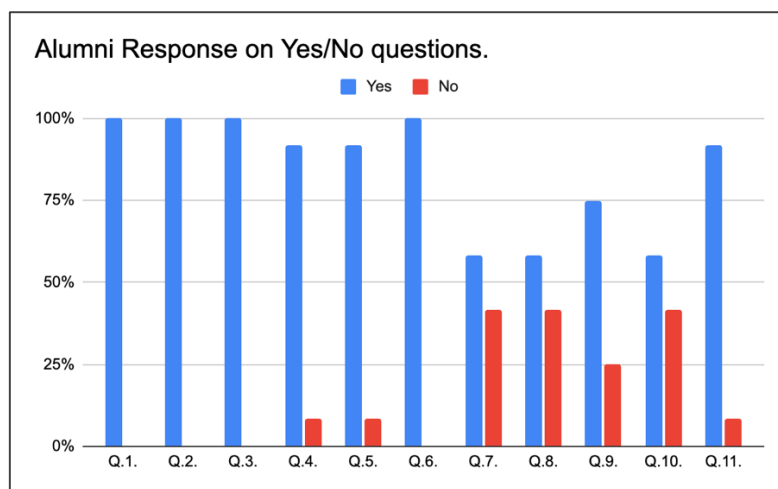


Figure 4: Feedback on Alumni

Table 12: Alumni Feedback on academic performance and ambience of the institute

Q.No.	1.	2.	3.	4.	5.	6.	7.	8.	9.	10	11.
Yes	100%	100%	100%	92%	92%	100%	58%	58%	75%	58%	92%
No	0%	0%	0%	8%	8%	0%	42%	42%	25%	42%	8%

Based on the graph, it is evident that alumni feel they did not acquire sufficient knowledge to meet industry requirements, and the relevance of their education to their jobs is also lacking. To address this gap, additional courses will be offered to better align students' skills with job market needs.

Feedback from Parents on academic performance and ambience

Questionnaire for Parents Feedback:

01. Admission procedure
02. Infrastructure and lab facilities
03. Work culture observed by you and your ward
04. Library
05. Other facilities provided by the college
06. Sports and cultural activities
07. Student's counseling activities
08. Students' counseling and guidance:
09. Use of information and communication technology in the college
10. Academic discipline (i.e., timely conduct of lectures, practical and related activities observed by college)
11. Improvement in soft skills, knowledge, ethics, morality observed by you in your ward while studying in college
12. Examination system adapted by the college?
13. Evaluation and feedback mechanism
14. Training and Placements facility?

Parent's feedback was obtained to get an idea of how YIP has brought changes in their ward and to get their suggestions in the overall improvement of the college. Most of the parents rated good and excellent to the overall questions asked. However, some parents suggested for more placements in the relevant industries rather than marketing.

Table 13: Feedback from Parents

Scale/ Q.No.	1.	2.	3.	4.	5.	6.	7.	8.	9.	10.	11.	12.	13.	14.
Poor	0%	0%	0%	2%	0%	0%	0%	0%	0%	0%	0%	0%	0%	2%
Good	32%	38%	23%	30%	43%	38%	35%	30%	33%	20%	32%	20%	25%	47%
Excellent	68%	62%	77%	68%	57%	62%	65%	70%	67%	80%	68%	80%	75%	52%

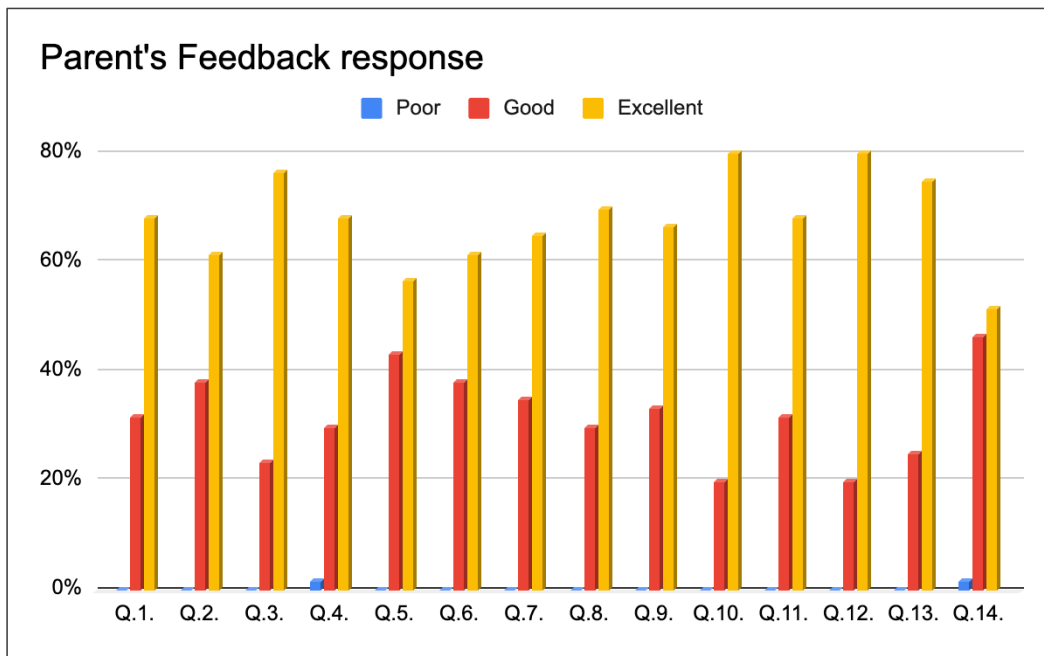


Figure 5: Parent's Feedback

Faculty Feedback

Since teachers are integral to both the design and execution of the curriculum, their feedback has been incorporated, leading to necessary actions where relevant Key elements include allocating sufficient time and resources for curriculum development, ensuring a balance between theoretical and practical content, aligning the syllabus with Program Outcomes, and consulting field experts during the design process. Emphasis is placed on honing essential technical and teaching skills, embedding ethical values in the curriculum, selecting appropriate reference materials, and offering a flexible, trend-responsive curriculum with updated elective courses.



Yash Institute of Pharmacy, Aurangabad

Feedback Analysis

Title : Faculty Feedback

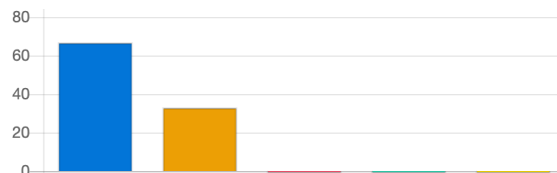
Academic Year : 2023-24

Class : B Pharmacy

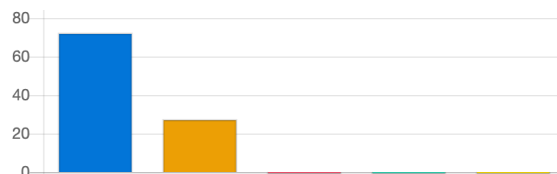
Details : Activity

Total number of response(s) : 18

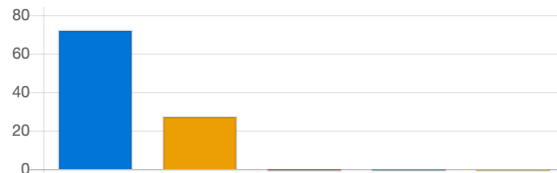
Question	The courses / syllabi taught by me have a good balance between theory and application:*			
Answer	Value	No. of response(s)	Response value	Response %
● Strongly Agree	5	12	60	66.67
● Agree	4	6	24	33.33
● Neutral	3	0	0	0.00
● Disagree	2	0	0	0.00
● Strongly Disagree	1	0	0	0.00



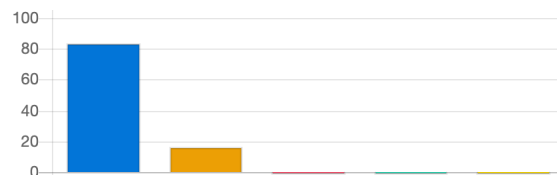
Question	The objectives of the syllabi are well defined			
Answer	Value	No. of response(s)	Response value	Response %
● Strongly Agree	5	13	65	72.22
● Agree	4	5	20	27.78
● Neutral	3	0	0	0.00
● Disagree	2	0	0	0.00
● Strongly Disagree	1	0	0	0.00



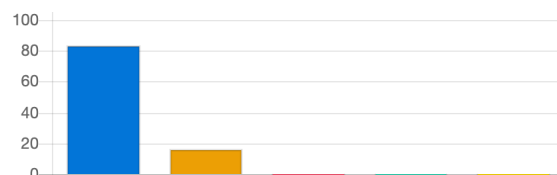
Question	The books/journals etc. prescribed / listed as reference materials are relevant, updated and cover the entire syllabi			
Answer	Value	No. of response(s)	Response value	Response %
● Strongly Agree	5	13	65	72.22
● Agree	4	5	20	27.78
● Neutral	3	0	0	0.00
● Disagree	2	0	0	0.00
● Strongly Disagree	1	0	0	0.00



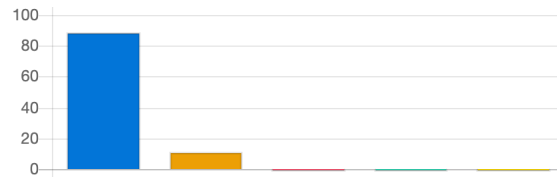
Question	The course / syllabi of the subjects taught by me increased my interest, knowledge and perspective in the subject area:			
Answer	Value	No. of response(s)	Response value	Response %
● Strongly Agree	5	15	75	83.33
● Agree	4	3	12	16.67
● Neutral	3	0	0	0.00
● Disagree	2	0	0	0.00
● Strongly Disagree	1	0	0	0.00



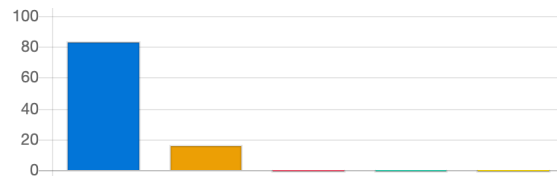
Question	The college has given me full freedom to adopt new techniques / strategies of teaching such as group discussions, seminar presentations and learners' participation			
Answer	Value	No. of response(s)	Response value	Response %
● Strongly Agree	5	15	75	83.33
● Agree	4	3	12	16.67
● Neutral	3	0	0	0.00
● Disagree	2	0	0	0.00
● Strongly Disagree	1	0	0	0.00



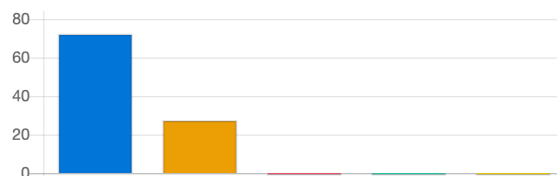
Question	I have the freedom to adopt new techniques / strategies of testing and assessment of students:			
Answer	Value	No. of response(s)	Response value	Response %
● Strongly Agree	5	16	80	88.89
● Agree	4	2	8	11.11
● Neutral	3	0	0	0.00
● Disagree	2	0	0	0.00
● Strongly Disagree	1	0	0	0.00



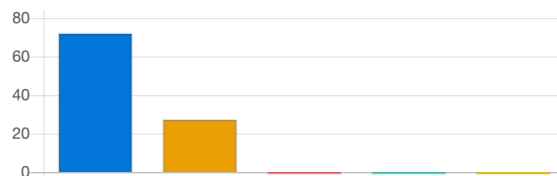
Question	Tests and examinations are conducted well in time with proper coverage of all units in the syllabus			
Answer	Value	No. of response(s)	Response value	Response %
● Strongly Agree	5	15	75	83.33
● Agree	4	3	12	16.67
● Neutral	3	0	0	0.00
● Disagree	2	0	0	0.00
● Strongly Disagree	1	0	0	0.00



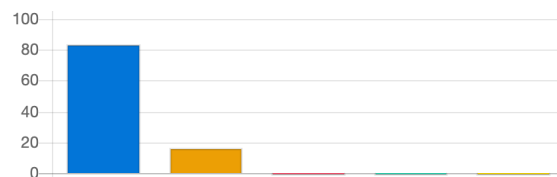
Question	The prescribed books are available in the Library in Sufficient numbers			
Answer	Value	No. of response(s)	Response value	Response %
● Strongly Agree	5	13	65	72.22
● Agree	4	5	20	27.78
● Neutral	3	0	0	0.00
● Disagree	2	0	0	0.00
● Strongly Disagree	1	0	0	0.00



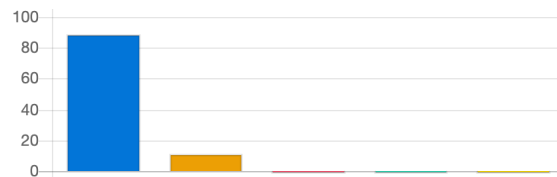
Question	The environment in the College is conducive to teaching and research			
Answer	Value	No. of response(s)	Response value	Response %
● Strongly Agree	5	13	65	72.22
● Agree	4	5	20	27.78
● Neutral	3	0	0	0.00
● Disagree	2	0	0	0.00
● Strongly Disagree	1	0	0	0.00



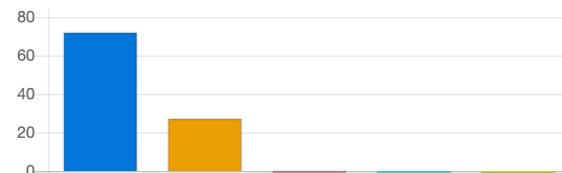
Question	The administration is teacher friendly			
Answer	Value	No. of response(s)	Response value	Response %
● Strongly Agree	5	15	75	83.33
● Agree	4	3	12	16.67
● Neutral	3	0	0	0.00
● Disagree	2	0	0	0.00
● Strongly Disagree	1	0	0	0.00



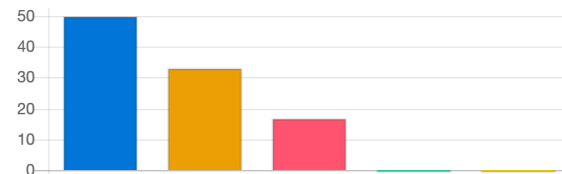
Question	The college provides adequate opportunities and support to faculty members for upgrading their skills and qualifications:			
Answer	Value	No. of response(s)	Response value	Response %
● Strongly Agree	5	16	80	88.89
● Agree	4	2	8	11.11
● Neutral	3	0	0	0.00
● Disagree	2	0	0	0.00
● Strongly Disagree	1	0	0	0.00



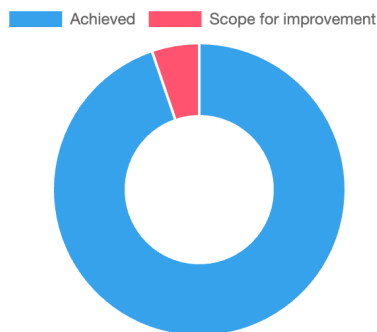
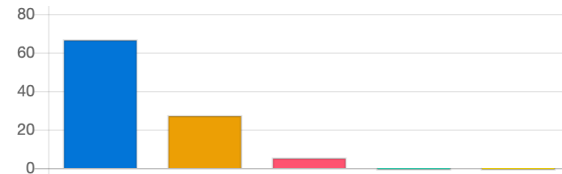
Question	ICT facilities in the college are adequate and satisfactory			
Answer	Value	No. of response(s)	Response value	Response %
● Strongly Agree	5	13	65	72.22
● Agree	4	5	20	27.78
● Neutral	3	0	0	0.00
● Disagree	2	0	0	0.00
● Strongly Disagree	1	0	0	0.00



Question	Toilets / washrooms are clean and properly maintained			
Answer	Value	No. of response(s)	Response value	Response %
● Strongly Agree	5	9	45	50.00
● Agree	4	6	24	33.33
● Neutral	3	3	9	16.67
● Disagree	2	0	0	0.00
● Strongly Disagree	1	0	0	0.00



Question	The classrooms are clean and well maintained			
Answer	Value	No. of response(s)	Response value	Response %
● Strongly Agree	5	12	60	66.67
● Agree	4	5	20	27.78
● Neutral	3	1	3	5.56
● Disagree	2	0	0	0.00
● Strongly Disagree	1	0	0	0.00



Interpretation and Action Taken

The interpretation from the above responses demonstrated that the faculty is dissatisfied with the cleanliness and maintenance of the Toilets/washrooms.

Employer's Feedback on academic performance and ambience of the institute

Questionnaire for Employers:

1. Ability to contribute to the goal of the organization
2. Planning and organization skills
3. Communication skills and Soft Skill
4. Obedience and relationship with Seniors
5. Leadership, Team spirit and Initiative
6. Relationship with peers / subordinates
7. Willingness to learn new techniques, adopt new ideas etc.
8. Ability to use workplace equipment
9. Ability to solve workplace problems
10. Innovativeness, creativity
11. Involvement in social activities
12. Simplicity and sense of belonging
13. Respect for values in life
14. Suggestions, if any

Employer's Feedback: Feedback from employers is gathered through recruiting agencies, specialized or general schools/colleges, and corporate entities using a structured questionnaire. This feedback focuses on several areas, including the employee's communication, technical, and teaching skills and knowledge; the adequacy of their communication skills for job requirements; their ability to quickly solve practical field problems; their familiarity with the latest technological tools; their adaptation to the organization's culture; and their ability to maintain positive relationships with coworkers, work effectively in teams, and demonstrate innovation. The feedback collected was analyzed using SPSS software with a Likert Scale, where the results were consistently ≥ 3 . Overall, employers expressed satisfaction with the employees from YIP, and no significant critical feedback was received.

Table 14: Employer's Feedback

Q.No./ Scale	1	2	3	4	5	6	7	8	9	10	11	12	13
Far from satisfied	0%	0%	0%	0%	0%	0%	0%	0%	0%	0%	0%	0%	0%
Not Satisfied	0%	0%	0%	0%	0%	0%	0%	0%	0%	0%	0%	0%	0%
Satisfied	0%	0%	33.33%	0%	0%	0%	0%	0%	0%	0%	0%	0%	0%
Happy	66.67%	66.67%	33.33%	66.67%	66.67%	66.67%	66.67%	66.67%	66.67%	66.67%	33.33%	66.67%	33.33%
Very Happy	33.33%	33.33%	33.33%	33.33%	33.33%	0.00%	33.33%	33.33%	33.33%	0.00%	0.00%	33.33%	66.67%

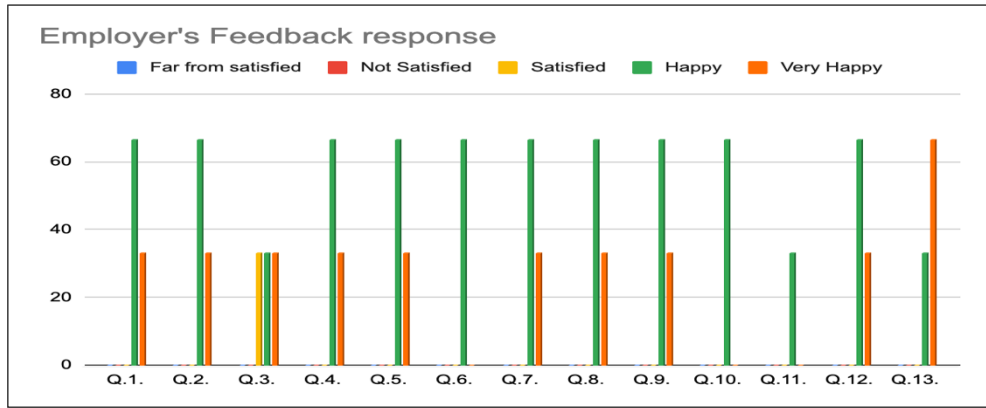


Figure 6: Employer's Feedback

Students Feedback Analysis Report 2023-24

On the basis of the feedbacks received from students, faculty, alumni, employer and parents the following analysis we jotted. A Feedback committee meeting was organized for the discussion and analysis of the following obtained suggestions. Overall, no such critical feedback was received from employers however students and few alumni gave their valuable suggestions for the upliftment of the institute.

Sr. No.	Suggestions	Feedback received from
1.	Continuous water supply in laboratories and washrooms	Students
2.	More placements in reputed industries rather than marketing	Parents
3.	Improve sports activities	Students
4.	Arrange campus interview	Alumni



Feedback Cell I/c
Ms. S. T. Shaikh



I.Q.A.C.
(Dr.) A. S. Joshi



Principal
Dr. S. S. Angadi